

My Cat


This cat, that cat,

Thin cat, fat cat,


Low cat, high cat,

Your cat, my cat!

—Karen McGuigan Brothers



Name _____ Date _____



Cats, Cats, Cats

Directions: Read the word in each box. Draw a cat to match each word.

thin

fat

low

high

your

my

Word Building



Directions: Write words from the poem in the correct categories. Then, add new words to each category.

Words with *at*

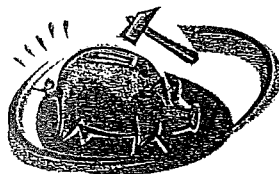
Words with *in*

Words About
Cats

Complete the Sentences

Directions: Read each sentence. Write the missing word. Use the Word Bank for help.

1. Wipe your feet on the _____.
2. She is very _____.
3. You need a _____ to play baseball.
4. A fish has a _____.




Word Bank

bat

thin

fin

mat



It Began With the Frog


"Croak, croak," called the frog.

"Ruff, ruff," barked the dog.


"Honk, honk," beeped the jeep.

"Not now!" cried the sheep.

—Tim Rasinski




Name _____ Date _____

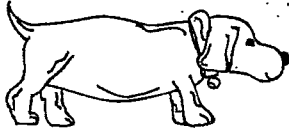



Beginning Sounds


Directions: Look at each picture. Say the word. Circle the pictures that begin with the same sound as *frog* with an orange crayon. Circle the pictures that begin with the same sound as *dog* with a brown crayon.



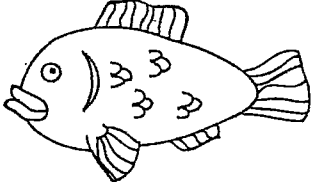
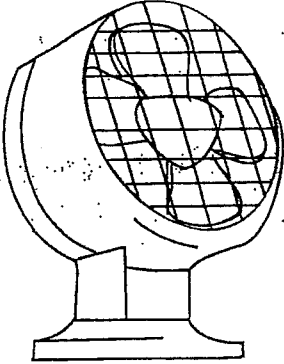



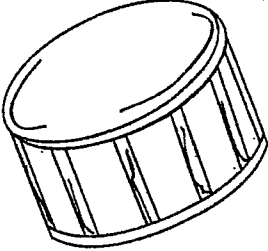



=



=



1. 	2. 	3. 
4. 	5. 	6. 
7. 	8. 	9. 



Word Building

Directions: Write words from the poem in the correct categories. Then, add new words to each category.

Words with eep


Words with og

Words About
Animals

Complete the Sentences

Directions: Read each sentence. Write the missing word. Use the Word Bank for help.

1. I could not see through the _____.
2. He jumped into the _____ end of the pool.
3. I _____ my money in a bank.
4. My _____ barks at strangers.



Word Bank

dog

keep

fog

deep



I Love You

Cows love hay,


Night loves day,

Moms love May,


And I love to say,

"I love you!"

—Tim Rasinski





Name _____ Date _____



Things We Love

Directions: Cut out the sentence strips at the bottom of the page. Glue the sentences next to the correct picture in order to sequence the poem.

I Love You



Cows love hay,

I love you.

Night loves day,

Moms love May,

Word Building



Directions: Write words from the poem in the correct categories. Then, add new words to each category.

Words with *ay*

Words with *and*

Words About
Things You
Love

Complete the Sentences

Directions: Read each sentence. Write the missing word. Use the Word Bank for help.

1. I like to play in the _____ at the beach.
2. Mother's Day is in _____.
3. _____ is what horses eat.
4. It is fun to listen to the _____.




Word Bank

May

band

sand

Hay



I Need You

Kittens need cats,

Heads need hats.


Balls need bats,

And I need you!

—Karen McGuigan Brothers




Name _____ Date _____



Reading Together


Directions: Read the poem with the class. Circle the word *need* with a blue crayon. Read the poem to three friends. Listen while your friends read the poem to you.



I Need You

Kittens need cats,
Heads need hats.
Balls need bats,
And I need you!

—Karen McGuigan Brothers



I read my poem to:

1. _____

2. _____

3. _____

Word Building



Directions: Write words from the poem in the correct categories. Then, add new words to each category.

Words with at


Words with all

Words About
Things You
Need

Complete the Sentences

Directions: Read each sentence. Write the missing word. Use the Word Bank for help.

1. I lost my favorite _____.
2. Don't _____ down the stairs.
3. I like to shop at the _____.
4. I was tired so I _____ down.




Word Bank

mall

hat

sat

fall




Bugs on My Rug

Here's a bug,
And there's a bug.
They're in my bed
And on my rug.
They're crawling up
And crawling down.
I wish these bugs
Would leave my town!

—Karen McGuigan Brothers



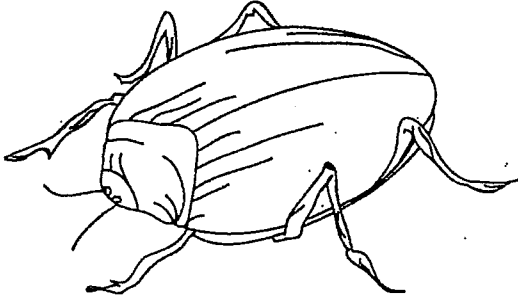
Name _____ Date _____



Change One Letter

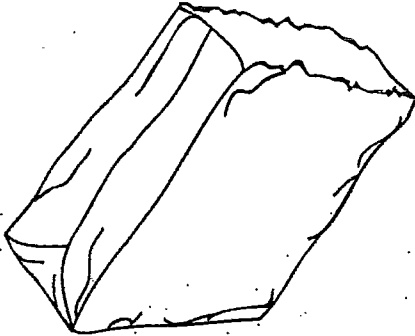
Directions: Say the name for each picture. Change one letter from the word above to spell each new word.

1.



bug

2.



3.



4.



5.





Word Building

Directions: Write words from the poem in the correct categories. Then, add new words to each category.

Words with *ug*


Words with *own*

Words About
Bugs

Complete the Sentences

Directions: Read each sentence. Write the missing word. Use the Word Bank for help.

1. My mom bought a _____ of water.
2. My favorite color is _____.
3. A _____ flew into the house.
4. I live in a small _____.




Word Bank

brown

town

jug

bug



My Candle

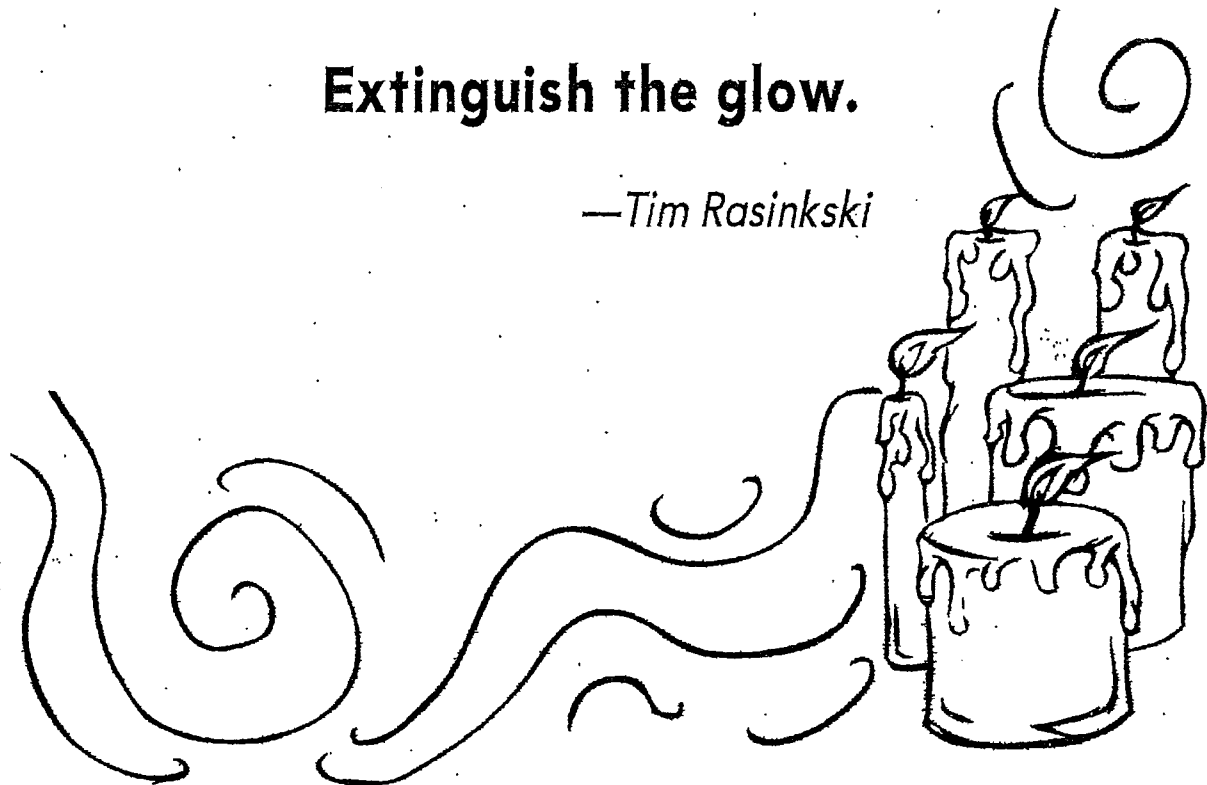
Open the window.

Let the wind blow.


Blow out the candle.

Extinguish the glow.

—Tim Rasinski



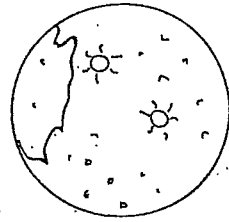




Name _____ Date _____



Letters Versus Sounds

Directions: Say the name of each picture. Say the word slowly, one sound at a time. Write the number of sounds in the correct column. Then, read the word. Count the number of letters in the word and write the number in the correct column. Compare the number of sounds to the number of letters.

	Picture	Number of Sounds	Word	Number of Letters
1.			cat	
2.			fire	
3.			moon	
4.			dog	
5.			blow	



Word Building

Directions: Write words from the poem in the correct categories. Then, add new words to each category.

Words with ow


Words with et

Words About
Night

Complete the Sentences

Directions: Read each sentence. Write the missing word. Use the Word Bank for help.

1. It _____ when it is cold outside.
2. Dad _____ the table for dinner.
3. I hope to _____ presents for my birthday.
4. A turtle is so _____.



Word Bank

get

snows

sets

slow



Sitting in a Tree

Sitting in a tree


Up where I can see

A bird in her nest

Is looking at me.


—Karen McGuigan Brothers

Name _____ Date _____



In the Treetop

Directions: Draw a picture of yourself in the tree. Draw the bird and nest. Predict four things that you would be able to see from the treetop.



Word Building



Directions: Write words from the poem in the correct categories. Then, add new words to each category.

Words with ee


Words with est

Words About
Birds

Complete the Sentences

Directions: Read each sentence. Write the missing word. Use the Word Bank for help.

1. _____ make honey.
2. The bird's _____ had eggs.
3. We had a _____ in school today.
4. I _____ my friends every day in school.




Word Bank

nest

Bees

test



see




Red Means Stop

Stop, stop!
Please, do not go.
The big red sign
Tells us so.
I know that,
And so does Joe.
Red means stop,
And green means go.

—Tim Rasinski



Name _____ Date _____



Reading Together

Directions: Circle the word *stop* with a red crayon. Circle the word *go* with a green crayon. Read the poem together as a class. Point to each word as you read.

Red Means Stop

Stop, stop!

Please, do not go.

The big red sign

Tells us so.

I know that,

And so does Joe.

Red means stop,

And green means go.

—Tim Rasinski





Word Building

Directions: Write words from the poem in the correct categories. Then, add new words to each category.

Words with o


Words with op

Words About
Directions

Complete the Sentences

Directions: Read each sentence. Write the missing word. Use the Word Bank for help.

1. Can you _____ like a bunny?
2. There is _____ more ice cream.
3. My teacher said to _____ running.
4. _____ we stopped, and she was happy.





Word Bank

no

So

hop

stop



Prissy Missy

Prissy Missy isn't messy.

She keeps her room so neat.


Much unlike her sister Bessy

Whose room smells just like feet.

—Tim Rasinski



Name _____ Date _____



Bedrooms

Directions: Draw a picture to show what Prissy Missy's room looks like. Then, draw a picture showing what Bessy's room looks like. Finally, circle the room that looks the most like your room!

Prissy Missy's Bedroom

Bessy's Bedroom



Word Building

Directions: Write words from the poem in the correct categories. Then, add new words to each category.

Words with *ess*


Words with *iss*

Words About
Messy Rooms

Complete the Sentences

Directions: Read each sentence. Write the missing word. Use the Word Bank for help.

1. Mom gave me a _____.
2. My bedroom is a _____.
3. I _____ my friend who moved away.
4. My sister wore a pretty _____ on Sunday.




Word Bank

mess

kiss

miss

dress



Treats

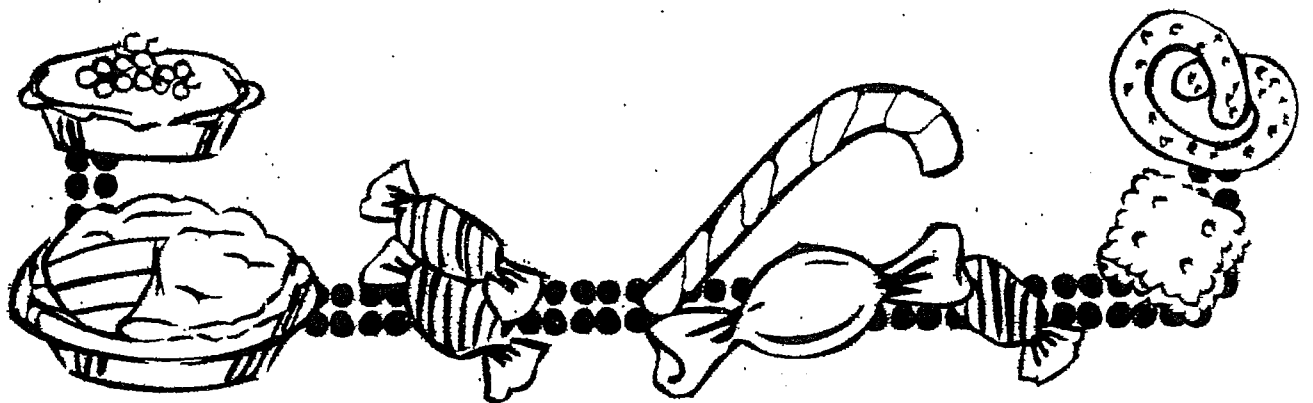
Cookies, rolls, pies, and cake,

How many treats can you bake?


How many treats may I take?

Will there be more when I wake?

—Karen McGuigan Brothers




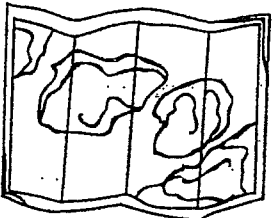








Name _____ Date _____



Beginning or Ending Sound?

Directions: Say the name of each picture. Decide if the /p/ sound is at the beginning or end of each word. Put a P in the first box if /p/ is at the beginning of the word. Put a P in the second box if /p/ is at the end of the word.



1.  <input type="checkbox"/> <input type="checkbox"/>	2.  <input type="checkbox"/> <input type="checkbox"/>	3.  <input type="checkbox"/> <input type="checkbox"/>
4.  <input type="checkbox"/> <input type="checkbox"/>	5.  <input type="checkbox"/> <input type="checkbox"/>	6.  <input type="checkbox"/> <input type="checkbox"/>
7.  <input type="checkbox"/> <input type="checkbox"/>	8.  <input type="checkbox"/> <input type="checkbox"/>	9.  <input type="checkbox"/> <input type="checkbox"/>

Word Building



Directions: Write words from the poem in the correct categories. Then, add new words to each category.

Words with *ake*


Words with *ill*

Words About
Treats You Like

Complete the Sentences

Directions: Read each sentence. Write the missing word. Use the Word Bank for help.

1. Dad said to _____ the hole with dirt.
2. The birthday _____ is chocolate.
3. Jack and Jill ran up the _____.
4. Mom _____ me up early for school.




Word Bank

cake

fill

hill

wakes



Summer

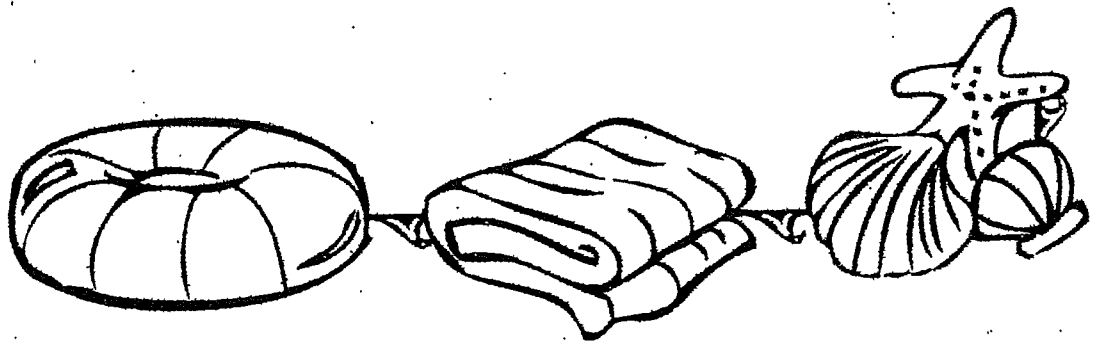
Summer, summer almost here.

Let's give summer a big fat cheer.


Of this fact I'm surely clear.

Summer is the best time of year.

—Tim Rasinski

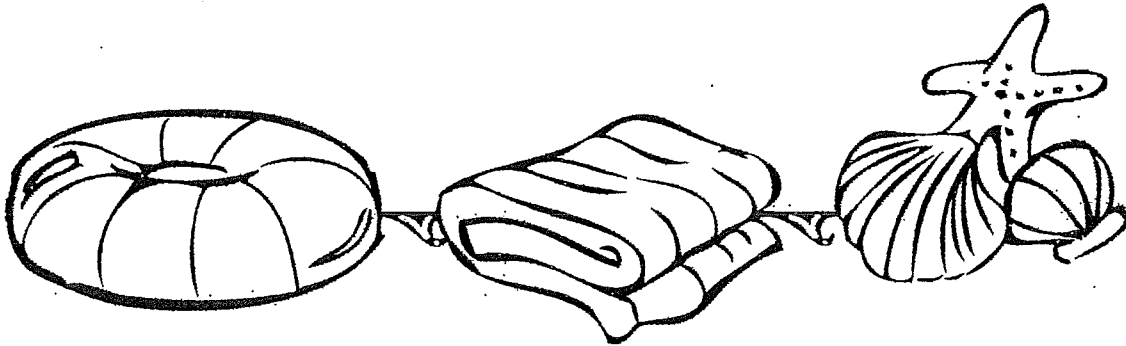


Name _____ Date _____



Summer

Directions: Read the poem. Circle the word *summer* with a yellow crayon. Find the rhyming words in the poem. Underline them with a blue crayon. Practice reading the poem with your partner. Take turns reading lines in the poem. Then read the poem together. Be sure to autograph the bottom of your partner's paper!



Summer

Summer, summer almost here.

Let's give summer a big fat cheer.

Of this fact I'm surely clear.

Summer is the best time of year.

—Tim Rasinski

I read my poem to: _____

Word Building



Directions: Write words from the poem in the correct categories. Then, add new words to each category.

Words with *um*


Words with *ear*

Words About
Summer

Complete the Sentences

Directions: Read each sentence. Write the missing word. Use the Word Bank for help.

1. Did you _____ that sound?
2. I like to _____ my favorite songs.
3. My _____ hurts when I eat too much.
4. The sky is so _____ that I can see the stars.





Word Bank

clear

hum

tummy

hear



My Dog Jen

My dog Jen

Likes to chase our hen.


She'll come back,

But I don't know when.

—Karen McGuigan Brothers



Name _____ Date _____




Pet or Farm Animal?

Directions: Write the correct animal name under each picture. Use the words from the Word Bank to help you. Then, circle the pets with a black crayon and the farm animals with a red crayon.

1.




2.



3.




4.



5.



6.



7.



8.



9.

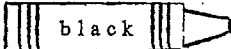


Word Bank


dog
pig
bird

cat
sheep
cow

horse
hamster
hen

Pets = 

Farm Animals = 





Word Building

Directions: Write words from the poem in the correct categories. Then, add new words to each category.

Words with en

Words with ack

Words About
Pets

Complete the Sentences

Directions: Read each sentence. Write the missing word. Use the Word Bank for help.

- 1. I saw two _____ in the chicken coop.
- 2. I fell and hurt my _____.
- 3. Jamal and _____ are my best friends.
- 4. There is a big _____ in the wall.




Word Bank

hens

Ben

crack

back



Ladybug

A leaf is a rug

For a ladybug


And an acorn top

Is her water jug.

—Karen McGuigan Brothers


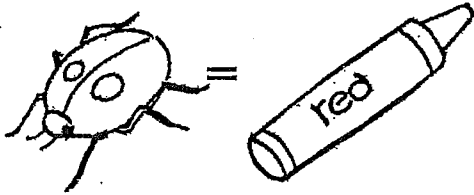


Name _____ Date _____



Ends the Same

Directions: Say the name of each picture. Circle the picture with a blue crayon if its name ends the same as *bug*. Circle the picture with a red crayon if its name ends the same as *stop*.



<p>1.</p>	<p>2.</p>	<p>3.</p>
<p>4.</p>	<p>5.</p>	<p>6.</p>
<p>7.</p>	<p>8.</p>	<p>9.</p>

Word Building



Directions: Write words from the poem in the correct categories. Then, add new words to each category.

Words with *ug*


Words with *op*

Words About
Ladybugs

Complete the Sentences

Directions: Read each sentence. Write the missing word. Use the Word Bank for help.

1. Dad _____ a hole in the backyard.
2. I had to _____ the floor.
3. The new _____ is soft to lie on.
4. The lid came off with a loud _____.




Word Bank

rug

pop

dug


mop



Lemonade


Summer's the time
For lemonade.
We'll have some here
That mother made.
Let's sip it in
The nice cool shade.
Until summer's heat
Begins to fade.

—Karen McGuigan Brothers



Name _____

Date _____



I'm an Illustrator!

Directions: Read the question in each box. Draw a picture to show the answer.

1. What season is the time for lemonade?

2. Who made the lemonade?

3. Where are they drinking the lemonade?

4. What are they going to do after they drink the lemonade?

Word Building



Directions: Write words from the poem in the correct categories. Then, add new words to each category.

Words with *ade*


Words with *ool*

Words About
Hot Summer
Days

Complete the Sentences

Directions: Read each sentence. Write the missing word. Use the Word Bank for help.

1. Sit in the _____ when it is too hot.
2. _____ comes from sheep.
3. Dad fixes things with his _____.
4. We _____ pie for dessert.




Word Bank

Wool

made

tools



shade




Home Run

First base,
Second base,
Baseball is fun!
Third base,
Home plate,
It's a home run!

—Karen McGuigan Brothers




Name _____ Date _____



Make New Words

Directions: Say the name of each picture. Write the word on the line. Use the Word Bank to help you. Then, delete the initial sound to make a new word. Write the new word on the next line.


1.




Picture Word

New Word


2.



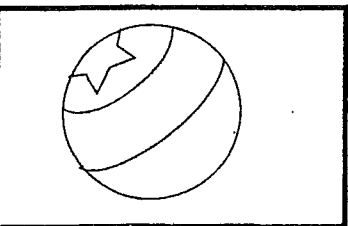
3.



4.



5.



Word Bank for Picture Words

plate

ball

mice

sink

hill

Word Building



Directions: Write words from the poem in the correct categories. Then, add new words to each category.

Words with *un*


Words with *ase*

Words About
Baseball

Complete the Sentences

Directions: Read each sentence. Write the missing word. Use the Word Bank for help.

1. I hit the ball and ran to first _____.
2. I need a _____ for my hot dog.
3. My trumpet is kept in a _____.
4. It is _____ to play outside.




Word Bank

bun

base

fun

case



School Is Out

Watch TV.

Read a book.

Catch a fish

On a hook.


Take a walk

Or take a run.


School is out—

It's time for fun!

—Karen McGuigan Brothers


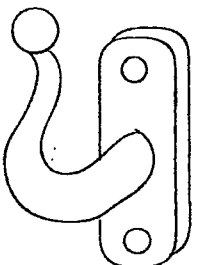




Name _____ Date _____



Beginning Sounds

Directions: Look at each picture. Say its name to yourself. Listen to the beginning sound you hear in each word. Write the beginning sound in the space below the picture. Read the word you just wrote.

<p>1.</p>  <p>ish</p>	<p>2.</p>  <p>ish</p>	<p>3.</p>  <p>ish</p>
<p>4.</p>  <p>ook</p>	<p>5.</p>  <p>ook</p>	<p>6.</p>  <p>ook</p>
<p>7.</p>  <p>un</p>	<p>8.</p>  <p>un</p>	<p>9.</p>  <p>un</p>

Word Building



Directions: Write words from the poem in the correct categories. Then, add new words to each category.

Words with un


Words with ook

Words About
Summer
Activities

Complete the Sentences

Directions: Read each sentence. Write the missing word. Use the Word Bank for help.

1. He can _____ very fast.
2. I love to read _____.
3. The computer was _____ to use.
4. My mom says to _____ both ways before crossing.



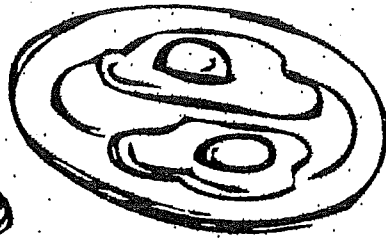
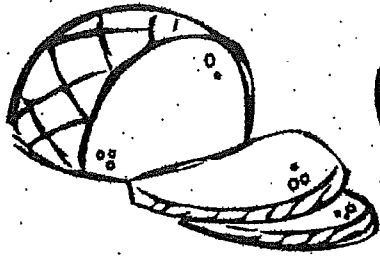
Word Bank

look

run

fun

books



Ham and Eggs


Ham and eggs,

Eggs and ham.


I like mine

With toast and jam.

—Karen McGuigan Brothers



Name _____ Date _____



Word Building



Directions: Write words from the poem in the correct categories. Then, add new words to each category.

Words with *am*

Words with *ine*

Words About
Breakfast

Complete the Sentences

Directions: Read each sentence. Write the missing word. Use the Word Bank for help.

1. I like my toast with jelly or _____.
2. The toys in the box are _____.
3. Don't _____ the door.
4. We had to _____ up for lunch.



Word Bank

slam


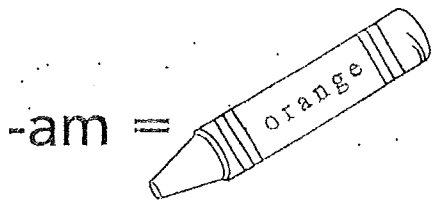
jam

line

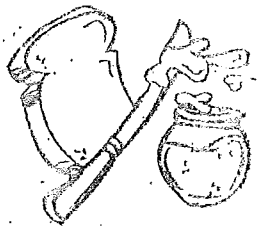
mine

I Can Read It!

Directions: Look for the -am spelling pattern in the poem below. Each time you see -am, underline it with an orange crayon. Look for the word eggs. Circle the word eggs with a green crayon. When you finish, find a partner. Take turns reading the poem with your partner.



Ham and Eggs



Ham and eggs



Eggs and ham.



I like mine

With toast and jam.



—Karen McGuigan Brothers

I read my poem to: _____