


# Lesson Plans for the week of May 11, 2020


# Second Grade

## Reading

Monday May 11	Tues May 12	Wed May 13	Thurs May 14	Fri May 15	Student time on homework: <b>Minimum 90 minutes</b>	Teacher Student teacher contact
<p><b>Reading</b> Today your reading homework is to <u>look over the sheets</u> with these visuals. This is what we discussed in our Zoom meeting last Thursday morning.</p> <div style="border: 1px solid black; padding: 5px; width: fit-content;"> <p><b>Main idea and supporting details</b></p>  </div> <p>The purpose of this assignment is to help students "break apart" or "unpack" a reading passage by <u>topic, main idea</u> and <u>supporting details</u>.</p>	<p><b>Reading</b> Today your reading homework is to Choose (or select) A "reading passage" that is a "good fit" for you.</p> <p><b>Do not select a passage that is below your reading level.</b></p> <p>Complete the reading assignment.</p> <p>Remember, I only need a picture of 1 (one) reading assignment.</p> <p><b>You can text or email the reading assignment any time before Friday, please.</b></p>	<p><b>Reading</b> Today <u>for extra reading</u> practice, choose (or select) A "reading passage" that is a "good fit" for you.</p> <p><b>If you emailed or texted me the reading assignment from yesterday, you do not need to email this one (or another one this week. <u>One</u> is enough to email or text).</b></p>	<p><b>Reading</b> Today <u>for extra reading</u> practice, choose (or select) A "reading passage" that is a "good fit" for you</p> <p>If you complete one today, it is for "reading practice."</p> <p><b>*Log on to Iready and complete a reading lesson.</b></p> <p><b>*Log on to Razkids and read a book from the book room.</b></p>	<p><b>Reading</b> 1---Log on to Iready (for a short Iready time.) 2-Play a "word" game. "Word games" are good reading practice too.</p> <p><b>Word Game choices:</b> Try any of these activities: 1-play a word card games (like Scoot) 2-a Sorting word game (like the <u>proper nouns game</u> I included)</p>		<p>Contact through Zoom Virtual meetings -in the mornings between 10:00-11:30 During the week-- emails, and phone calls.</p>

<p>The main idea is a sentence <u>that includes the topic</u> and what the writer wants to say about it. (Or what's important about it).</p>					
--	--	--	--	--	--

### Word Work

<b>Monday</b> <b>May 11</b>	<b>Tues</b> <b>May 12</b>	<b>Wed</b> <b>May 13</b>	<b>Thurs</b> <b>May 14</b>	<b>Fri</b> <b>May 15</b>	Student time on homework <u>Minimum</u> <u>90 minutes</u> per day <u>(primary grades)</u>	Teacher Student teacher contact
<p><b><u>Word work:</u></b>  <u>1</u>-Today you will show what you remember about <b><u>Root</u></b> words (base words) and <b><u>suffixes</u></b>.</p> <p>Read these words.</p> <p><b>1-floated</b></p> <p><b>2-skated</b></p> <p><b>3-waited</b></p>	<p><b><u>Word work</u></b>            Write a very short paragraph that includes 2 proper nouns and at least 2 of the words below.            (You can also add a picture, but it's optional).</p> <p>Here is an example:</p> <p><b><u>John</u> and <u>Beth</u> visited <u>New</u></b></p>	<p><b><u>Word wok</u></b>            Write a very short paragraph that includes 2 proper nouns and at least 2 of the words below.</p> <p><b>1-floated</b></p> <p><b>2-skated</b></p> <p><b>3-waited</b></p> <p><b>4-created</b></p>	<p><b><u>Word wok</u></b>            Write a very short paragraph that includes 2 proper nouns and at least 2 of the words below.</p> <p><b><u>Just like you did yesterday.</u></b></p> 	<p><b><u>Word work:</u></b>            Today you select the activity:</p> <p>Complete an Acrostic poem. Here is an example:'</p> <p><b>B</b>en is my name.  <b>E</b>nergetic and smart!  <b>N</b>ice, neat, and naturally friendly!</p>		Contact through Zoom Virtual meetings -in the mornings between 10:00-11:30 During the week-- emails, and phone calls.

**4-created**

**5-blended**

**6-started**

Now you will separate the Root word and the suffix "ed." You will also add the suffix "ing."

Look at the example below:

Root Word (base Word)	add Suffix "ed"	add Suffix "ing"
1-float	floated	floating

York City.

They skated along the coastline, then they waited to see the sunset.

**1 -floated**

**2-skated**

**3-waited**

**4-created**

**5-blended**

**6-started**

**5-blended**

**6-started**



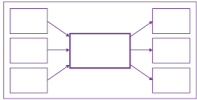



Or practice writing sentences, or phrases using **alliteration**.

Here's an example from last week:



**Brett blows big blue bubbles!**

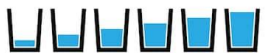
## Science & Social Studies

Monday May 11	Tues May 12	Wed May 13	Thurs May 14	Fri May 15	Student time on homework <u>Minimum 90 minutes</u> per day <u>(primary grades)</u>	Teacher Student teacher contact
<p>Today in science:</p> <p>Students who have not completed or shown me this project in Mystery science,</p>  <p>please complete it this week and the one from last week (<b>Rocks, Sand, and Erosion</b>)</p> <p>The one you see above  is from the lesson: <b>Mapping &amp; the Earth's Surface Features</b></p> <p>1-Log on to <a href="http://Myseteryscience.com">Myseteryscience.com</a></p>	<p>Today in science:</p> <p>For students who have not completed The mystery science lessons from last week and the week before, use this day to get caught up.</p> <p>Please take your time in listening to the lesson videos.</p> <p><b>For students who completed the last 2 lessons,</b> review/study the picture cards that</p>	<p>For today's Science,</p> <p>You can complete any of the 2 science sheets on "precipitation." Remember... one sheet has the cause and effect map like this...</p>  <p>And the other one is like this...</p>  <p>I only need the picture of 1 (one) completed activity sheet.</p>	<p>Today in social studies...</p> <p>Log on to Raz kids and find this book under "My Assignments."</p>  <p><b>Basics of Economics</b></p> <p>Your job is to understand what these words mean or represent:</p> <ol style="list-style-type: none"> <li>1. "needs"</li> <li>2. "wants"</li> <li>3. "goods"</li> </ol>	<p>Complete the Activity from yesterday.</p> <p>Then...</p> <p>Log on to Raz kids and find this book under "My Assignments."</p>  <p><b>Dogs at Work</b></p> <p>Read the book and learn about how dogs can be of <u>service</u> to people (in a community).</p>		<p>Contact through Zoom Virtual meetings -in the mornings between 10:00-11:30 During the week-- emails, and phone calls.</p>

Click under:  
School Closure  
2--Click 2<sup>nd</sup> grade  
Find this Mystery:

Students who completed both of those mystery science lessons, today you will study the picture cards that relate to "Precipitation."

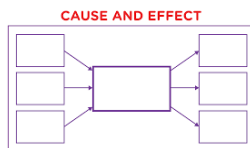
**All** students: please do the activity that shows this picture:



You can also review the mystery science picture cards from last week, and the week before.

relate to "precipitation" (weather words). Take your time studying the words, and analyzing the pictures (We will use these words next week as well).

There are 2 science activities:  
One shows this picture:



And the other activity shows this image.



Complete one activity today. The other one you

You can do the other one for extra practice.

#### 4. "services"

Study the sheet that has these pictures:



Your job is to understand Goods and Services:

Now complete this sheet



This activity is optional.

Service Dog activity sheet.

	<p>can complete tomorrow for extra practice.</p> <p>Remember, I only need the picture of 1 (one) science activity (for this week). You choose the one you want to share with me.</p>					
--	--	--	--	--	--	--

**Mathematics**

<p><b>Monday</b> May 11</p>	<p><b>Tues</b> May 12</p>	<p><b>Wed</b> May 13</p>	<p><b>Thurs</b> May 14</p>	<p><b>Fri</b> May 15</p>	<p>Student time on homework <u>Minimum</u> <u>90 minutes</u> per day <u>(primary grades)</u></p>	<p>Teacher Student teacher contact</p>
---------------------------------	-------------------------------	------------------------------	--------------------------------	------------------------------	--	--

<p>Complete the breaking apart addition practice problems (this is a skill you learned in class. Show me what you remember).</p> <p>Last week, some students completed the addition problems but did not show the "<u>breaking apart</u>" method (or way of solving it).</p> <p>Please complete the practice sheet showing the "breaking apart."</p>	<p>Complete the <b>Place value</b> problems For Tuesday.</p> <p>*Log on to Iready.com To complete an iready math lessons</p> <p><u>*During the week...</u> Practice the basic facts addition and subtraction</p> <p>Make flash cards of Doubles and near doubles. Practice, practice, practice!</p>	<p>Complete the Place value (number line problem).</p> <p>*Log on to Iready.com To complete an iready math lessons</p>	<p><u>Complete the sheet with addition and subtraction facts—For Thursday.</u> <u>Make sure you complete the writing section too.</u></p> <p><u>This is the worksheet I need a picture of.</u> <u>We will discuss it Friday morning.</u></p> <p>*Log on to Iready.com To complete an iready math lessons</p>	<p>Complete the Friday practice sheets on doubles and near doubles.</p> <p>Log on to Iready.com To complete math lessons</p>		<p>Contact through Zoom Virtual meetings -in the mornings between 10:00-11:30 During the week-- emails, and phone calls.</p>
--	---	--	--	--	--	--

\*Log on to  
Iready.com  
To complete an  
iready math lessons

--	--	--	--	--	--	--