




Lesson Plans for the Week of May 18, 2020

Reading

Monday May 18	Tues May 19	Wed May 20	Thurs May 21	Fri May 22	Student time on homework: Minimum 90 minutes	Teacher Student teacher contact									
<p>Reading Today your reading homework is to <u>look over the sheets</u> with these visuals. Read the "text feature" words and study the visuals.</p> <div data-bbox="37 797 214 1011" style="border: 1px solid black; padding: 5px; width: fit-content;"> <p>Text Features: What are they?</p> </div> <div data-bbox="37 1089 222 1230" style="border: 1px solid black; padding: 5px; width: fit-content;">  </div> <p>Your job is to review what a "text feature" is.</p>	<p>Reading Today, you will review/revisit the sheet from yesterday (Text Features)</p> <p>Look over each text feature carefully. Make sure you understand what each one represents and why it's important.</p> <p>2- There are 2 reading worksheets. Sheet 1 and Sheet 2. Select one sheet to complete. <u>If you select sheet 1 you need to use this book (from Raz kids)</u></p> <div data-bbox="407 1159 506 1321" style="border: 1px solid black; padding: 5px; width: fit-content;">  </div> <div data-bbox="537 1154 749 1230" style="border: 1px solid black; padding: 5px; width: fit-content;"> <p><i>Life in the Desert Night</i></p> </div> <p><u>Read the book first. Read very carefully.</u></p>	<p>Reading Today for extra reading practice, you can complete the "reading sheet" You did not do yesterday.</p> <p>Remember, I only need 1, but you can complete the other one for "extra practice."</p> <p>Remember, for sheet 1 you need this book:</p> <div data-bbox="785 1192 879 1354" style="border: 1px solid black; padding: 5px; width: fit-content;">  </div>	<p>Look at the information I will email you about your animal. You will receive it on Wednesday.</p> <p>1--Your topic 2--Your headings Log on to Razkids and read the book or books I recommended on your animal. Consider this a research assignment. You are reading to learn more information about your animal.</p> <p>Focus on these <u>three word categories</u>:</p> <div data-bbox="1094 1263 1392 1425" style="border: 1px solid black; padding: 5px; width: fit-content;"> <p>Think of your animal Example, Giraffes</p> <table border="1" style="width: 100%; text-align: center;"> <tr> <td>Have</td> <td>Can</td> <td>Are</td> </tr> </table> </div>	Have	Can	Are	<p>1-Continue to read or revisit the books and fill in as much information about your animal—using the chart With the 3 categories:</p> <table border="1" style="width: 100%; text-align: center;"> <tr> <td>Have</td> <td>Can</td> <td>Are</td> </tr> </table> <p>2-<u>Start thinking</u> about text features you might consider adding to your book.</p> <p>Do not start doing that yet!!!!</p> <p>Look at your categories, and think about text features that would appropriately fit these categories:</p> <table border="1" style="width: 100%; text-align: center;"> <tr> <td>Have</td> <td>Can</td> <td>Are</td> </tr> </table>	Have	Can	Are	Have	Can	Are		<p>Contact through Zoom Virtual meetings -in the mornings between 10:00-11:30 During the week-- emails, and phone calls.</p>
Have	Can	Are													
Have	Can	Are													
Have	Can	Are													

You will think about the text features you might consider adding to your "animal" book.

Pay attention to the picture details and word details.

Or you can select sheet 2
You will need this book for sheet 2



Text Feature Scavenger Hunt



<u>Text feature</u>	<u>Where did you find it?</u>	<u>Draw</u>	<u>How does it help the reader</u>


For Sheet 2, you need this book:




Long necks	Reach up	Tall mammals
Long legs	high To get their food	






Word Work

Monday May 18	Tues May 19	Wed May 20	Thurs May 21	Fri May 22	Student time on homework <u>Minimum</u> <u>90 minutes</u> per day <u>(primary grades)</u>	Teacher Student teacher contact
<u>Word work:</u>	<u>Word work</u>	<u>Word work:</u>	<u>Word work:</u>	<u>Word work:</u>		Contact through Zoom Virtual meetings -in

<p>The science vocabulary words are very important for you to know: Today, (Monday), Tuesday, and Wednesday you will focus your attention on these vocabulary words.</p> <p>Know their meaning.</p> <div data-bbox="37 581 352 779" style="border: 1px solid black; padding: 5px;"> <ol style="list-style-type: none"> 1. Matter 2. Liquid 3. Solid 4. Gas 5. Properties </div> <p><u>Look at the sheet that has these pictures: Read the words (adjectives) and look at the pictures they describe</u></p> <div data-bbox="37 1096 298 1351" style="border: 1px solid black; padding: 5px;"> <p><u>Appearance</u></p>  <p>1-Glossy apple Shiny apple</p> </div> <p>Your job is to write a</p>	<p>Today you will do the same thing you did yesterday.</p> <p>Look for a "solid" Write a sentence that describes the properties of that solid. Draw a picture with labels. Follow Monday's example:</p>	<p>Today you will do the same thing you did yesterday.</p> <p>Look for a "liquid" Write a sentence that describes the properties of that liquid. Draw a picture with labels. Follow Monday's example:</p>	<p>Today you will do the same thing you did yesterday.</p> <p>Look for a "liquid" Write a sentence that describes the properties of that liquid. Draw a picture with labels. Follow Monday's example:</p>	<p>Use this time to do any of the following activities:</p> <p>1-Review the "ed" words from last week. Remember the rule, If the word ends it "t" or "s,"</p> <p>The "ed" sounds like "id"</p> <p>Count Counted /id/</p> <p>Pound Pounded /id/</p> <p>2-Or use this time to work on your animal project. Think of words that describe you animal.</p>	<p>the mornings between 10:00-11:30 During the week-- emails, and phone calls.</p>
---	---	---	---	---	--

<p>sentence that describes the properties of a solid.</p> <p><u>Example:</u></p> <p>Solid: Apple </p> <p>Sentence: ↓</p> <p>The apple is <u>round</u>, <u>glossy</u>, <u>hard</u>, and <u>smooth</u>.</p>						
---	--	--	--	--	--	--

Science & Social Studies

Monday May 18	Tues May 19	Wed May 20	Thurs May 21	Fri May 22	Student time on homework <u>Minimum</u> <u>90 minutes</u> per day <u>(primary grades)</u>	Teacher Student teacher contact								
<p>science: Last week, you were asked to do the following activity:</p>  <p>Step 1--take a small water glass (or container)</p> <p>Step 2--add a few drops of water,</p> <p>Step 3--Use a color marker to mark the spot</p>	<p>Today in science:</p> <p>During our Zoom meeting, you will show me, or share...</p> <div style="border: 1px solid black; padding: 5px; margin-top: 10px;"> <p style="text-align: center;">Matter Scavenger Hunt</p>  <p>Look (around in or out of your home) for the</p> </div>	<p>Today in Science</p> <p>Students will be describing properties of different objects (solids)</p> <p>This is the sheet that students must complete</p> <table border="1" style="width: 100%; border-collapse: collapse;"> <tr> <td style="width: 25%;">List of objects</td> <td style="width: 12.5%;">rough</td> <td style="width: 12.5%;">rough</td> <td style="width: 12.5%;">rough</td> </tr> <tr> <td>1-brick </td> <td></td> <td></td> <td></td> </tr> </table>	List of objects	rough	rough	rough	1-brick 				<p>Today in social studies...</p> <p>You will practice how to read a map</p> <p>Complete sheet 1 today.</p> <p>This is a must do activity</p>	<p>Today is social studies:</p> <p>You will continue practicing how to read a map.</p> <p>Complete sheet 2</p>		<p>Contact through Zoom Virtual meetings -in the mornings between 10:00-11:30 During the week-- emails, and phone calls.</p>
List of objects	rough	rough	rough											
1-brick 														

of water level (in the container or glass)
Step 4—place the water glass (or container) near direct light.

Today, Monday, take a look at your water glass or container.

1. What do you do notice?
2. Is there a change in water level?

If you haven't started this activity, you must start it today.

You will continue to observe the container or water glass the rest of the week.

*Review your picture words on "**precipitation**"

following states of "Matter"

solid	liquid	gas

Your job is to complete this page.




Log on to Razkids.com (My Assignments)

1--Read the book and pay attention to the map at the end of the book. Think about why the map is important **text feature** in the book.

How does it help the reader?

Look below. Log on to Razkids (My Assignments) You do not need to read the whole book. You can stop on page 6.

Page 6 is an important page. It tells you about a **Map Key** and why they are important.



Mapping the Woods (razkids)

Mathematics

Monday May 18	Tues May 19	Wed May 20	Thurs May 21	Fri May 22	Student time on homework <u>Minimum</u> <u>90 minutes</u> per day <u>(primary grades)</u>	Teacher Student teacher contact
Study the sheet on subtraction:	Review the subtraction sheet with the 2 boys.	Complete the subtraction problems Regrouping	<u>Complete the math on regrouping --subtraction</u>	Complete the subtraction problems.		Contact through Zoom Virtual meetings -in the mornings

<p>Complete the Monday subtraction problems.</p>	<p>Complete the subtraction problems</p> <p>Log on to iready for extra math practice</p>	<p>This is the sheet I need. Please take a picture—email or text it to me.</p>		<p>Log on to iready math.</p>		<p>between 10:00-11:30 During the week-- emails, and phone calls.</p>
--	--	--	--	-------------------------------	--	---