


## Lesson Plans for Week of May 4, 2020

(2<sup>nd</sup> grade)

This week will be considered a "Getting Caught up with Work," week.

### Reading



Monday May 4	Tues May 5	Wed May 6	Thurs May 7	Fri May 8	Student time on homework: <b>Minimum 90 minutes</b>	Teacher Student teacher contact
<p><b>Reading</b> Today your reading homework is to look over the sheets with these visuals. This is what we discussed in our Zoom meeting Monday morning.</p> <div data-bbox="37 834 216 998" style="border: 1px solid black; padding: 5px; margin: 10px 0;"> <p>Main idea</p>  </div> <p>The purpose of this assignment is to help students make a distinction between the <u>Topic</u>, and <u>Main idea</u>.</p> <p>The main idea is a sentence that includes the topic and what the writer wants to say about it. (or what's important about it).</p>	<p><b>Reading</b> Today your reading homework is to Choose (or select) A "reading passage" that is a "good fit" for you.</p> <p>Find the page that has the title:</p> <div data-bbox="443 972 680 1151" style="border: 1px solid black; padding: 5px; margin: 10px 0;"> <p><u>Main idea</u> <u>Reading passages</u></p> </div> <p>Read, and complete the page.</p>	<p><b>Reading</b> Today your reading homework is to Choose (or select) A "reading passage" that is a "good fit" for you.</p> <p>Find the page that has the title:</p> <div data-bbox="764 933 1001 1112" style="border: 1px solid black; padding: 5px; margin: 10px 0;"> <p><u>Main idea</u> <u>Reading passages</u></p> </div> <p>Read, and complete the page.</p>	<p>Today, in the Zoom meeting, you will show me your main idea reading assignment.</p> <p>Take a picture, and text it or email to me.</p> <p>You can continue to complete another but it is optional</p> <p>*Log on to Iready and complete a reading lesson.</p> <p>*Log on to Razkids and read a book from the book room.</p>	<p><b>Reading</b> 1---Log on to Iready (for a short Iready time.)</p> <p>2-Play a "word" game. "Word games" are good reading practice too.</p> <p><b>Word Game choices:</b> Try any of these activities: 1-play a word card games (like Scoot) 2-a Sorting word game (like the <u>proper nouns game</u> I included)</p>		<p>Contact through Zoom Virtual meetings -in the mornings between 10:00-11:30 During the week-- emails, and phone calls.</p>

--	--	--	--	--	--	--

**Word Work**

<b>Monday</b> <b>May 4</b>	<b>Tues</b> <b>May 5</b>	<b>Wed</b> <b>May 6</b>	<b>Thurs</b> <b>May 7</b>	<b>Fri</b> <b>May 8</b>	Student time on homework <u>Minimum</u> <b>90 minutes</b> per day <b>(primary grades)</b>	Teacher Student teacher contact
<p><b><u>Word work:</u></b>  <b>1</b>--Today you will read and review the proper nouns list (of picture words) from last week. Your job is to understand and be able to identify a proper noun.</p> <p><b>2</b>--Study the new sheet Showing you different proper nouns.</p> <p><b>3</b>--<u>Write two</u> sentences. <b>Each</b> sentence <b>must</b> include <b>at least 2</b> proper nouns.            Be ready to share or show me your work on Tuesday during zoom.</p>	<p><b><u>Word work</u></b></p> <p><b>1</b>--Complete the 2 sentences (that include proper nouns). Be ready to share today.</p> <p><b>2</b>--Today, spend a few minutes reviewing the "oi," and "oy" Words form last week.</p> <p>Turn the cards into flash cards and practice spelling the words.</p>	<p><b><u>Word work:</u></b>            For extra writing practice (and "word work") practice writing 2 or more sentences that include proper nouns. Remember, this is for writing practice.</p> <p><b>You do not need to show this to me. This is for your own learning benefit.</b></p> <p><b>Next, spend a few minutes practicing the "oi" and "oy" words. (You can practice writing a letter using "oi" and "oy" words.</b></p>	<p><b><u>Word work:</u></b>            Practice writing an acrostic poem.            Use the letters of your name:            For example, if you name is "Ben,"            You will write your acrostic poem like this.</p> <p><b>B</b>en is my name.  <b>E</b>nergetic and smart!  <b>N</b>ice, neat, and naturally friendly!</p> <p>.....</p>	<p><b><u>Word work:</u></b>            Complete another Acrostic poem            Use the example of the Cat acrostic poem</p>		<p>Contact through Zoom Virtual meetings -in the mornings between 10:00-11:30            During the week-- emails, and phone calls.</p>

## Science & Social Studies

<b>Monday</b> <b>May 4</b>	<b>Tues</b> <b>May 5</b>	<b>Wed</b> <b>May 6</b>	<b>Thurs</b> <b>May 7</b>	<b>Fri</b> <b>May 8</b>	Student time on homework <u>Minimum</u> <b>90 minutes</b> per day <b>(primary grades)</b>	Teacher Student teacher contact
<p><b>Today in science:</b>                      If you completed the Mystery Science the activity/s                      From last week:                      Your homework will be...</p> <p>1-Read the Mystery Science picture words.                      It's important you read the word, look at the picture, and read the sentence under each picture.</p> <p>2---Study the words and pictures carefully. Repeat the activity.</p>	<p><b>Today in science:</b>                      1-Log on to <a href="http://Myseteryscience.com">Myseteryscience.com</a>                      Click under:                      School Closure                      2--Click 2<sup>nd</sup> grade                      Find this Mystery:  <b><i>Rocks, Sand and Erosion.</i></b></p> <p><b><i>(Why is there Sand on the Beach?)</i></b></p> <p><u>Do not do the activity!</u>                      Focus on watching the video. Repeat the video to make sure you understand.</p>	<p>You may review the Mystery Science video:  <b><i>Rocks, Sand and Erosion.</i></b></p> <p><b><i>(Why is there Sand on the Beach?)</i></b></p> <p><b>Today complete the project.</b></p> <p>If you can't print the sheet/s, that's Okay. You can draw what you need on paper.</p>	<p>Complete the map coloring/drawing activity (with the Mystery Science Vocabulary words)</p>  <p style="text-align: center;">North America</p> <p><b>Follow the directions.</b></p>	<p><b>Social Studies:</b>                      Log on to Raz kids and find this book under "My Assignments."</p>  <p><b><i>Basics of Economics</i></b></p> <p>Complete the Activity Sheet on "Needs and Wants"</p> <p>Review, or reread the pages on Needs and Wants</p>		<p>Contact through Zoom Virtual meetings -in the mornings between 10:00-11:30 During the week-- emails, and phone calls.</p>

## Mathematics

Monday May 4	Tues May 5	Wed May6	Thurs May 7	Fri May 8	Student time on homework <u>Minimum</u> <u>90 minutes</u> per day <u>(primary grades)</u>	Teacher Student teacher contact
<p>Complete the breaking apart addition practice problems (this is a skill you learned in class. Show me what you remember).</p> <p>*Log on to Iready.com To complete an iready math lessons</p>	<p>Complete the breaking apart addition practice problems (this is a skill you learned in class. Show me what you remember).</p> <p>*Log on to Iready.com To complete an iready math lessons</p>	<p>Complete the breaking apart addition practice problems (this is a skill you learned in class. Show me what you remember).</p> <p>*Log on to Iready.com To complete an iready math lessons</p>	<p><u>Today, during zoom You will show me the completed Wednesday math assignment. This is for a grade. Take a picture and email or text it to me. Complete the Thursday math practice problems.</u></p> <p>*Log on to Iready.com To complete an iready math lessons</p>	<p>Log on to Iready.com To complete math lessons</p> <p>Practice the basic facts addition and subtraction</p> <p>Make flash cards of Doubles and near doubles. Practice, practice, practice!</p>		<p>Contact through Zoom Virtual meetings -in the mornings between 10:00-11:30 During the week-- emails, and phone calls.</p>

