






E-Learning Lesson Plans for 2nd Grade (with Mrs. Pino) Week of April 20, 2020

Students need to complete the "Must Do Lessons/activities"

Subject	Materials (for the Activity/lesson)	How much time to spend on a lesson or activity... Each day of the week (Monday, Tuesday, Wed, Thurs, Friday)	Teacher/Student/parent interaction	Teacher contact 8:00-11:00 12:00-2:00
<p>Reading:</p> <p>And</p> <p>Writing</p>	<p><u>Must do lessons/activities:</u></p> <p style="text-align: center;">↓</p> <p>Monday -April 20th →</p> <p>Reading and writing (Reading strategy: Main idea)</p> <p>1-Study the 2 visual sheets on Main Idea (look through it very carefully. The sheets have these pictures:</p> <div style="display: flex; justify-content: space-around;">    </div> <p>2- Complete the main idea "Picture story A"</p> <p>3—Read the Spelling words (synonyms/antonyms)</p> <p>Must read (for information)</p> <p>Log on to Razkids and read: (My Assignments)</p> <div style="display: flex; align-items: center;">  <div style="margin-left: 20px;"> <p>←</p> <p>Land and Water</p> </div> </div>	<p>30 minutes <u>minimum</u> for reading.</p> <p>5 to 10 minutes completing the Main Idea sheet.</p> <p>Razkids-- reading: 15 minutes (minimum) 30 minutes (maximum).</p> <p>5 to 10 minutes (spelling words - Synonyms and Antonyms) Read the words and sentences. Reading the spelling sentences is good reading practice too.</p>	<p>This week, due to teacher training, Mrs. Pino will communicate with parents via emails and a possible ZOOM session.</p> <p>Teacher will update parents via emails.</p> <p>Teacher will explain/clarify reading, math, and other assignments</p>	<p>Not applicable this week due to "teacher training"</p> <p>Only through emails/texting</p>

Must do lessons/activities

Tuesday -April 21 

1-complete the main idea picture story for Tuesday:
Picture Story B



2-Complete the spelling worksheet for Tuesday
(synonyms and antonyms)

3--Complete an Iready reading lesson.

Must do lessons/activities


Wednesday -April 22 

1-Complete the main idea picture story C



2-Complete a spelling worksheet for Wednesday.
(synonyms/antonyms)

Read: --RazKids (look in My Assignments)
Land and Water or Firefighters



or



30 minutes **minimum** for
reading.
5 to 10 minutes completing the
Main Idea sheet.

Iready reading: 15 minutes
(minimum)
30 minutes (maximum).

5 to 10 minutes (spelling words -
Synonyms and Antonyms)
worksheet

30 minutes **minimum** for
reading.

5 to 10 minutes completing the
Main Idea sheet.

Razkids reading: 15 minutes
(minimum)
30 minutes (maximum).

5 to 10 minutes (spelling words -
Synonyms and Antonyms)
worksheet

Must do Activities: Thursday/Friday



1--Complete the Main idea picture story D



2-Iready reading lessons (30 minutes Thursday and 30 minutes Friday)

3-Complete the Thursday Spelling worksheet (synonyms/antonyms)

Friday:

1--Take the spelling test

2--Play the game card on synonyms and antonyms

3--Log on to Iready

*-Sing, Spell, Read and Write (pink book)

This book provides good reading practice (to prepare for third grade). 15 minutes minimum.

30 minutes minimum for reading.



5 to 10 minutes completing the **Main Idea sheet**.

Iready reading: 15 minutes (minimum)

30 minutes (maximum).

5 to 10 minutes (spelling words - Synonyms and Antonyms) worksheet

--	--	--	--	--

Subject	Materials (for the Activity/lesson)	How much time to spend on lesson or activity...	Teacher/Student/parent interaction	Teacher contact 8:00-11:00 12:00-2:00
Math:	<p>Mon, April 20</p> <p><u>Must do Activities</u> </p> <p>1--Complete 1 or 2 subtraction worksheets Some worksheets are easy, but remember, this is to build speed.</p> <p>2--Iready-- math assigned lesson</p> <p><u>Optional math activities:</u> (you don't have to do these, but they are recommended—to be ready for third grade) Play these card games</p> <ul style="list-style-type: none"> • Money • Telling time • Fractions <p>Tues, April 20</p> <p><u>Must do Activities</u> </p> <p>1-Subtraction worksheet (1 or 2)</p> <p>2--Iready-- math assigned lesson</p>	<p>5 to 10 minutes worksheet Iready time (30 minutes of math lessons)</p> <p>5 to 10 minutes worksheet Iready time (30 minutes of math lessons)</p>	<p>This week, due to teacher training, Mrs. Pino will communicate with parents via emails and a possible ZOOM session.</p> <p>Teacher will update parents via emails.</p> <p>Teacher will explain/clarify reading, math, and other assignments</p>	<p>Not applicable this week due to "teacher training"</p> <p>Only through emails/texting</p>


Optional math activities: (you don't have to do these, but they are recommended—to be ready for third grade)

Play these card games

- Money
- Telling time
- Fractions

Wednesday, April 22

Must do Activities

1-Subtraction worksheet (1 or 2) 

2--Iready-- math assigned lesson

Optional math activities: (you don't have to do these, but they are recommended—to be ready for third grade)

Play these card games

- Money
- Telling time
- Fractions

5 to 10 minutes worksheet

Iready time (30 minutes of math lessons)

Thursday and Friday

April 23, and April 24th

Must do Activities

1--Iready math lessons:



Iready time (30 minutes of math lessons)

Optional math activities

On Thursday and Friday you have a choice of working on any other math activities I have sent (or emailed)

I strongly recommend playing any of the card games.


Students can start learning their multiplication facts.

Example:

2 x 1 = 2
2 x 2 = 4
2 x 3 = 6
2 x 4 = 8
2 x 5 = 10
2 x 6 = 12
2 x 7 = 14
2 x 8 = 16
2 x 9 = 18
2 x 10 = 20

For students who know their 2s, all other multiplication facts, I included extra practice worksheets (for a challenge) Look for the PDFs I included.

--	--	--	--	--

Subject	Materials (for the Activity/lesson)	How much time to spend on lesson or activity...	Teacher/Student/parent interaction	Teacher contact 8:00-11:00 12:00-2:00
Social studies	<p><u>Must do lessons/activities:</u></p> <p style="text-align: center;">↓</p> <p>Wednesday: April 22</p> <p>1- Take a look at the Vocabulary sheet with the title <u>Earth's Water</u></p> <p>Look at the pictures (and read the words).</p> <p>2--Log on to Raz kids—Look at My Assignments. Read "Earth's Water"</p> 	Spend 10 to 15 minutes on social studies work today.	<p>This week, due to teacher training, Mrs. Pino will communicate with parents via emails and a possible ZOOM session.</p> <p>Teacher will update parents via emails.</p> <p>Teacher will explain/clarify reading, math, and other assignments</p>	<p>Not applicable this week due to "teacher training"</p> <p>Only through emails/texting</p>

Must do lessons/activities:

Thursday-April 23

1-Reread the vocabulary words about
Earth's Water

2-Reread the book on RAZkids
Earth's Water-- Think about the main
idea (What's the book mostly about?)

3-Today, complete the Bubble Map about
Earth's Water (main idea)

Optional activities

1- -read the map of North America.
Coloring it. Naming the countries in
North America. Make flash cards of the
country names.

2-Complete the worksheets 1 or 2
worksheets from Reading A-Z

Subject	Materials (for the Activity/lesson)	How much time to spend on lesson or activity...	Teacher/Student/parent interaction	Teacher contact 8:00-11:00 12:00-2:00
Science	<p><u>Must do lessons/activities:</u></p> <p>Monday:</p> <p>1-Today, take a look at the Vocabulary sheet with the title <u>Earth's Water.</u></p> <p>Read the words and study the pictures. You will also use this sheet for Social Studies (on Wednesday).</p> <p>Tuesday-April 21-- <u>Must do lessons/activities:</u></p> <p>Step 1--Log on the Mysteryscience.com Step 2--Look for <u>School Closure</u> <u>Click on Second Grade</u></p> <p>Step 3--- Watch and listen to the lesson:</p>	Spend 10 to 15 minutes on social studies work today.	<p>This week, due to teacher training, Mrs. Pino will communicate with parents via emails and a possible ZOOM session.</p> <p>Teacher will update parents via emails.</p> <p>Teacher will explain/clarify reading, math, and other assignments</p>	<p>Not applicable this week due to "teacher training</p> <p>Only through emails/texting</p>

**If you floated down a river,
where would you end up?**

Repeat the video if you need to.

Do not do the project. It's important for you to review the "lesson video" and answer the discussion questions.

Cause and Effect:

What can cause water to flow?

What are some ideas you remember from the mystery science video?

If _____ Then _____

If _____ Then _____

Wednesday-April 22-- **Must do lessons/activities:**

	Do the Mystery Science paper project: How a river flows			
--	--	--	--	--